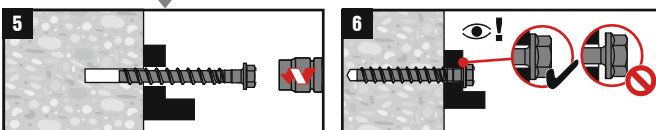
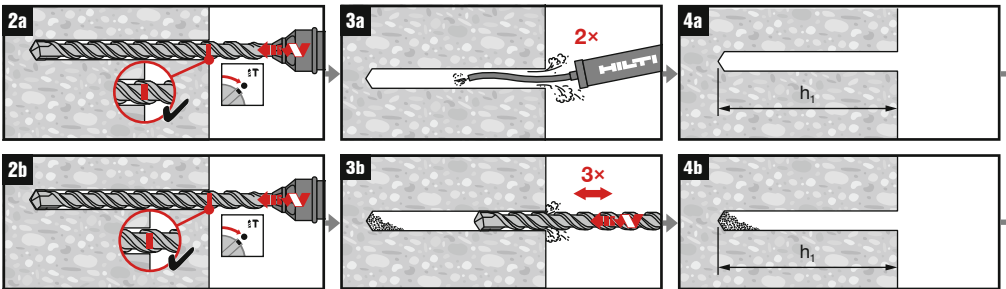
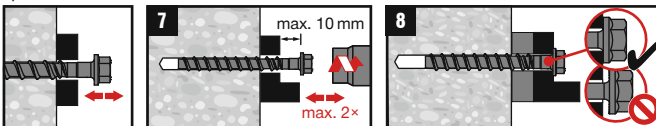


	$d_0$ [mm]		
	$\varnothing 8$	$h_{nom1}$	$\geq 40$ mm
	$\varnothing 8$	$h_{nom2}$	$\geq 60$ mm
	$\varnothing 8$	$h_{nom3}$	$\geq 70$ mm
	$\varnothing 8$	$h_{nom2}$	$\geq 60$ mm
	$\varnothing 6$	$h_{nom2}$	$\geq 60$ mm
	$\varnothing 8$	$h_{nom1/2/3}$	$\geq 40$ mm

	$h_2$	10 mm	25 mm	10 mm



optional:



SIW 6AT-A22 1/2"				
SIW 4AT-22 1/2"				
SIW 6-22 1/2"				
SIW 22T-A 1/2"				
SIW 22T-A 3/4"				
SIW 9-A22 3/4"				
SIW 8-22 1/2"				

**B**

**B1**

**B2**

**B3a**

**B3b**

**B4a**

**B4b**

DIBt - ABG

**C**

$\geq 30 \text{ mm}$

**C1**

e.g. PS 50, PS 300

**C2**

$d_0 = 8 \text{ mm}$

$\geq 50 \text{ mm}$   $\geq 50 \text{ mm}$   $\geq 50 \text{ mm}$   $\geq 50 \text{ mm}$

**C3**

**C4**

Hilti TD