


HILTI



HIT-RE 500-HC-Rail

使用说明书

cn

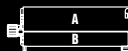
Instruction for use

en



Danger













Contains: Epoxy resin (A), Amines (B)
Causes severe skin burns and eye damage (A, B). May cause an allergic skin reaction (A, B). May damage fertility or the unborn child (A). Suspected of causing genetic defects (A). Toxic to aquatic life with long lasting effects (A). Do not get in eyes, on skin, or on clothing. Wear eye protection, protective clothing, protective gloves.














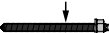

















580ml / 19.61 fl. oz





900g / 31.71 oz










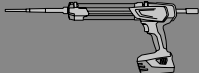
| | cn | en | | cn | en |
|--|--------------|--------------------------|--|-------------|-----------------|
|  | 未破裂混凝土 | Uncracked concrete |  | 抗剪固定销钉 | Shear connector |
|  | 破裂混凝土 | Cracked concrete |  | 金刚石取芯 钻孔 | Diamond coring |
|  | 干燥混凝土 | Dry concrete |  | 锤击钻孔 | Hammer drilling |
|  | 水饱和混凝土 | Water saturated concrete |  | 粗加工工具 | Roughening tool |
|  | 全牙螺杆螺纹 套环 | Threaded rod |  t_{work} | 工作时间 | Working time |
|  | 钢筋 | Rebar |  $t_{cure, full}$ | 固化时间 | Curing time |



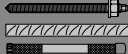
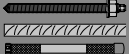


| |  |  |  |  |  |  |  |
|--|---|---|---|--|---|---|---|
|  HCC-DCT ø 27 mm |  |  | |  | 32 mm | 150 mm | 1 |
| | | | |   | | | 2 |
|  HAS-U/HIT-V M27 |  |  |   |  | 30 mm | 108 ... 540 mm | 3 |
|  Rebar ø 28 mm |  |  | |  | 35 mm | 112 ... 560 mm | 3 |


| | | | | | | |
|---|---------------|---|---|---|---|---|
|  HCC-DCT | |  HIT-RB |  TE-YRT |  HIT-SZ |  HIT-DL |  |
| d [mm] | h_{ef} [mm] | d_o [mm] | [mm] | [mm] | [mm] | [mm] |
| 27 | 150 | 32 | 32 | 32 | 32 | 155 |


| | | | | |
|---|------------|---|---|---|
|  HAS-U/HIT-V | |  HIT-RB |  HIT-SZ |  HIT-DL |
| d [mm] | d_o [mm] | [mm] | [mm] | [mm] |
| 27 | 30 | 30 | 30 | 25 |




| | | | | |
|---|------------|---|---|---|
|  Rebar | |  HIT-RB |  HIT-SZ |  HIT-DL |
| d [mm] | d_o [mm] | [mm] | [mm] | [mm] |
| 28 | 35 | 35 | 35 | 32 |

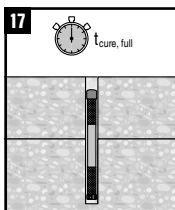
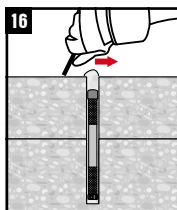
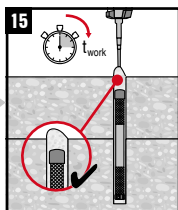
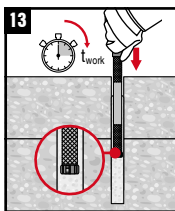
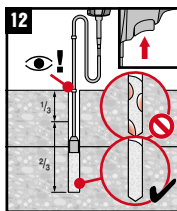
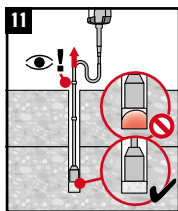
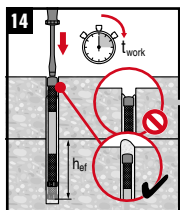
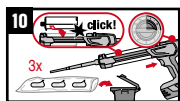
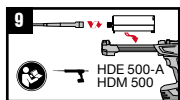
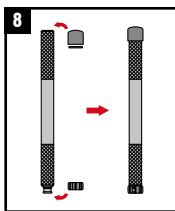
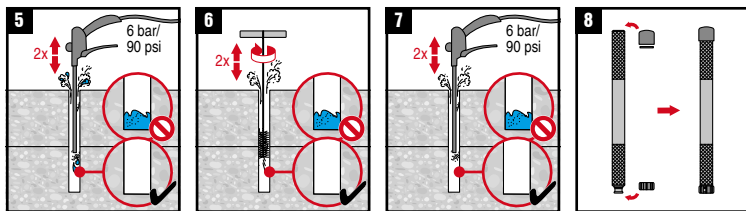
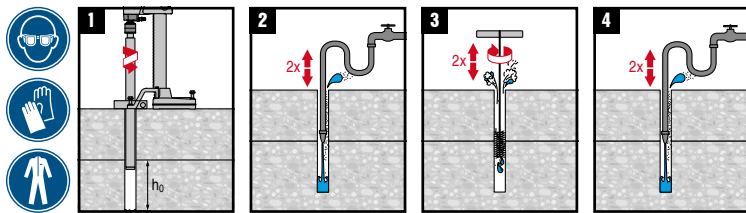
| | | | |
|--|---|---|---|
|  |  | HIT-RE-M  |  |
| Art. No. | $\geq 140 \text{ m}^3/\text{h} / \geq 82 \text{ CFM}$ | Art. No. | HDE 500-A / HDM 500 |
| - | | 337111 | |

| | | | |
|--|--|--|--|
|  |  |  |  |
| | [°C] |  t_{work} |  $t_{cure, full}$ |
| | 5...10 | 2,5h | 72h |
| | >10...15 | 2h | 48h |
| | >15...20 | 1h | 24h |
| | >20...30 | 40min | 18h |
| >30...40 | 20min | 6h | |

 $\geq +10^\circ\text{C} / 50^\circ\text{F}$

 = $2 \times t_{cure}$

| | | | | | | |
|----------|---|---|---|------------------|-------------------|----------------------|
| 1 |  |  |  | d_0 : 32 mm | h_0 : 155 mm | h_{ef} : 150 mm |
|----------|---|---|---|------------------|-------------------|----------------------|



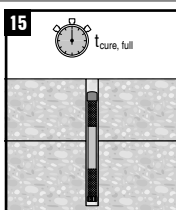
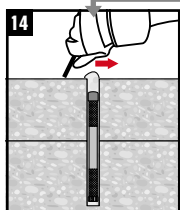
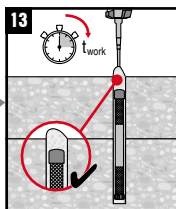
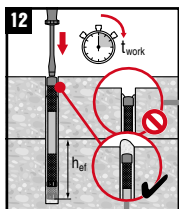
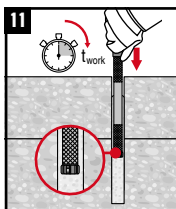
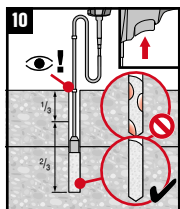
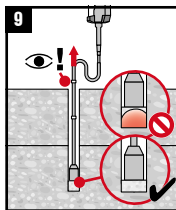
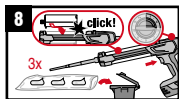
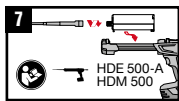
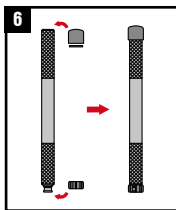
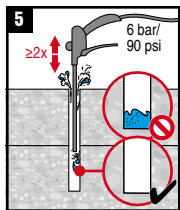
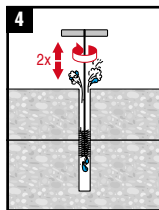
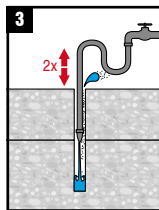
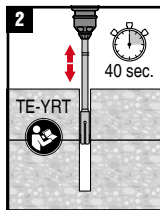
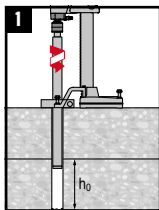
2



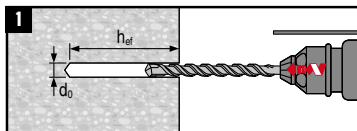
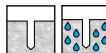

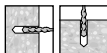
d_0 :
32 mm

h_0 :
155 mm

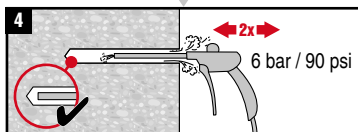
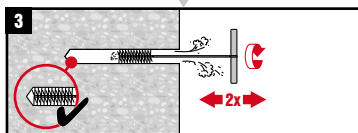
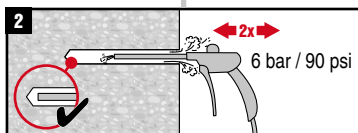
h_{ef} :
150 mm

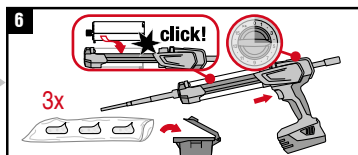
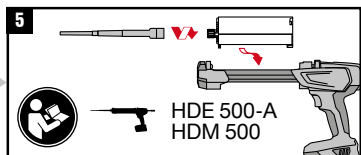


3

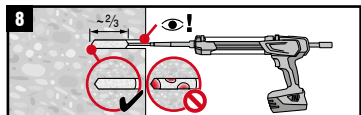
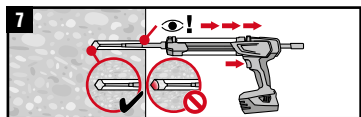


| | | |
|--|---------------------|-----------------------|
| | d_0 : 30/35 mm | h_{ef} : max 20d |
|--|---------------------|-----------------------|

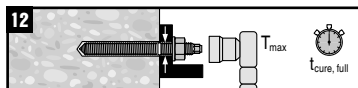
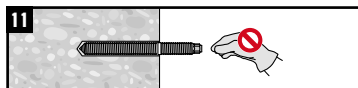
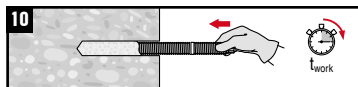
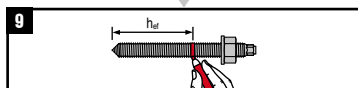
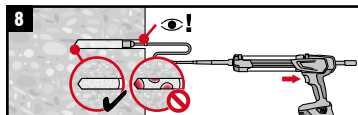
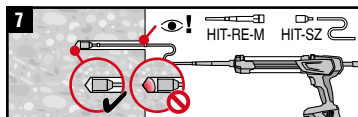




$h_{ef}: 60 \dots 250 \text{ mm}$



$h_{ef}: > 250 \text{ mm}$



cn 用于在混凝土中固定抗剪固定销钉 HCC-DCT 的胶粘剂锚固系统。使用本产品前，请先阅读安全预防措施，安全资料表及产品资讯。



危险

含有：环氧树脂 (A), 胺 (B)/ 造成严重皮肤灼伤和眼损伤 (A, B)。可能导致皮肤过敏反应 (A, B)。可能对生育能力或胎儿造成伤害 (A)。怀疑可造成遗传性缺陷 (A)。对水生生物有毒并具有长期持续影响 (A)。/ 严防进入眼中、接触皮肤或衣服。戴防护眼罩, 穿防护服, 戴防护手套。/ 使用前请参阅安全资料表

推荐的防护装备：

- 护目装置：高密封性安全眼镜，例如：#02065449 安全眼镜 PP EY-CA NCH 透明；#02065591 护目镜 PP EY-HA R HC/AF 透明；
- 防护手套：EN 374；手套材质：丁腈橡胶 (NBR)。根据组织措施，应避免直接接触化学品/本产品/相关制剂。用户应负责相应防护装备的最终选型。

产品信息

- 安全数据表：使用前应仔细查看安全数据表。
- 检查产品有效期：参见胶瓶标签上的有效期印记 (月/年)。切勿使用过期产品。
- 使用期间的胶瓶温度：在 +10 °C 至 40 °C/50 °F 至 104 °F 之间。
- 运输和存储条件：存放在阴凉、干燥处，避光保存，温度在 +5 °C 至 25 °C / 41 °F 至 77 °F 之间。
- 未完全用完的胶瓶必须在四周内用完。将混合嘴或封盖保持安装在胶瓶连接头上，并存放在推荐的存储条件下。如再次使用，应连接一个新的混合嘴，并废弃刚混合的锚固胶粘剂量。
- 对于本文件未涉及的任何应用场合/规定范围以外的数值，请与喜利得公司联系。
- 如果胶瓶颈口处发现硬化的环氧树脂，应小心地清除它，以防止混合嘴堵塞。

警告

- ▲ 不适当的处理，可能会导致砂浆飞溅。眼睛接触到砂浆可能会导致永久的视力损害！
 - 在处理砂浆前，应始终穿戴严密的护目镜、手套和防护服！
 - 在混合嘴未适当旋上时，切勿开始注射。开始前，确保胶瓶已正确插入注射器。
 - 当使用加长软管时：必须只能通过附带的混合嘴 (而不是通过加长软管) 排出最初使用的砂浆流。
 - 小心！切勿在胶瓶处于压力之下时拆除混合嘴。按下注射器的释放按钮以避免砂浆飞溅。
 - 只能使用与粘结砂浆一起提供的混合嘴类型且只能给混合嘴供应粘结砂浆。不要以任何方式改装混合嘴和腔筒。
 - 切勿使用损坏的腔筒。
- ▲ 钻孔清洁不够会引起锚固点负荷数值不良/潜在失效。
 - 在注入粘结砂浆之前，钻孔内必须干燥并且不得有灰尘、水、碎屑、冰、油、油脂或者其它污染物。
 - 对于钻孔吹气 - 用不含油的空气吹气，直至返回的气流无可见的灰尘。
 - 重要提示！从钻孔中清除所有水分，并使用无油压缩空气进行吹干，直至钻孔在砂浆注射前彻底干燥。
 - 若要刷洗钻孔 - 请仅使用指定的钢丝刷。必须确保钢丝刷不会穿入钻孔 - 否则即表示钢丝刷过小，必须予以更换。
 - 孔洞清洗清潔 - 以加壓水冲洗，直到流出的水乾淨為止。

▲ 确保从钻孔底部开始加注 (避免形成气隙)。

- 使用配件 HIT-SZ / 加长件，以达到钻孔底部。

保修：关于保修信息，请参见喜利得标准销售条款和条件。

未遵守这些安装说明、未使用喜利得锚固胶粘剂、混凝土状况差或在特定的应用场合都可能影响锚固的可靠性或性能。

Adhesive anchoring system for fixing HCC-DCT in concrete. Read the safety precautions, safety data sheet, and the product information before use.



(A)



(A, B)



(A)



(A, B)

**Danger**

Contains: epoxy resin (A), amines (B).

Causes severe skin burns and eye damage (A, B). May cause an allergic skin reaction (A, B). May damage fertility or the unborn child (A). Suspected of causing genetic defects. (A) Toxic to aquatic life with long lasting effects (A)./ Do not get in eyes, on skin, or on clothing. Wear eye protection, protective clothing, protective gloves./ Review the SDS before use.

Recommended protective equipment:

Eye protection: Tightly sealed safety glasses e.g.: #02065449 Safety glasses PP EY-CA NCH clear;

#02065591 Goggles PP EY-HA R HC/AF clear;

Protective gloves: EN 374 ; Material of gloves: Nitrile rubber, NBR Avoid direct contact with the chemical/ the product/ the preparation by organizational measures.

Final selection of appropriate protective equipment is in the responsibility of the user.

Product information

– **Safety Data Sheet:** Review the SDS before use.

– **Check expiration date:** See expiration date imprint on cartridge label (month/year). Do not use expired product.

– **Cartridge temperature during usage:** +10 °C to 40 °C / 50 °F to 104 °F.

– **Conditions for transport and storage:** Keep in a cool, dry and dark place between +5 °C to 25 °C / 41 °F to 77 °F.

– **Partly used cartridges must be used up within 4 weeks.** Leave the mixer or the cap attached on the cartridge and store under the recommended storage conditions. If reused, attach a new mixer and discard the initial quantity of anchor adhesive.

– For any application not covered by this document / beyond values specified, please contact Hilti.

– If hardened epoxy is detected in cartridge neck carefully removed it to prevent blockage in the mixer.

**WARNING**

▲ Improper handling may cause mortar splashes. Eye contact with mortar may cause irreversible eye damage!

- Always wear tightly sealed safety glasses, gloves and protective clothes before handling the mortar!
- Never start dispensing without a mixer properly screwed on. Before start make sure cartridge is properly inserted into the dispenser.
- When using an extension hose: Discard of initial mortar flow must be done through supplied mixer only (not through the extension hose).
- Caution! Never remove the mixer while the cartridge is under pressure. Press the release button of the dispenser to avoid mortar splashing.
- Use only the type of mixer supplied with the adhesive. Do not modify the mixer and the cartridge in any way.
- Never use damaged cartridges



▲ Poor load values / potential failure of fastening points due to inadequate borehole cleaning.

- The boreholes must be dry and free of debris, dust, water, ice, oil, grease and other contaminants prior to adhesive injection.
- For blowing out the borehole - blow out with oil free air until return air stream is free of noticeable dust.
- Important! Remove all water from the borehole and blow out with oil free compressed air until borehole is completely dried immediately before mortar injection.
- For brushing the borehole – only use specified wire brush. The brush must resist insertion into the borehole – if not the brush is too small and must be replaced.
- For flushing the borehole – flush with water line pressure until water runs clear.

▲ Ensure that boreholes are filled from the back of the boreholes without forming air voids.

- Use the accessories HIT-SZ / extensions to reach the back of the borehole.

Warranty: Refer to standard Hilti terms and conditions of sale for warranty information.

Failure to observe these installation instructions, use of non-Hilti anchors, poor or questionable concrete conditions, or unique applications may affect the reliability or performance of the fastenings.

喜利得（中国）商贸有限公司
上海市浦东新区耀元路58号
环球都会广场2号楼8层
200126 上海
T+ 800-820-2585 (免费热线)
cnsc@hilti.com

Hilti (China) Distribution Ltd.
Pudong District
International Metropolis Plaza No. 58
Yao Yuan Road, 8F Tower 2
200126 Shanghai
T+ 800-820-2585 (toll-free)
cnsc@hilti.com

www.hilti.group

Made by Hilti in China

Hilti = registered trademark of Hilti Corporation, Schaan, Liechtenstein
© 2020

Right of technical changes reserved S.E. & O,



2230358

2230358 A2-02.2020